

# Financial Review Report

Friday, June 10, 2022

CPRS Calgary  
P.O. Box 2081, Station M  
Calgary, AB T2P 2M4

RE: 2021/2022 Financial Review

To the Members of the Canadian Public Relations Society Calgary

## Opinion

We, Joshua Smith and Shawn Davis, have reviewed the financial statements of the Canadian Public Relations Society Calgary, which comprise the statement of financial position as of March 31, 2022.

In our opinion, the accompanying financial statements present fairly, in all material respect, the financial position of the society as of March 31, 2022.

## Basis of the Opinion

Independently, we, Joshua Smith and Shawn Davis completed reviews of the:


- (i) monthly financial statements, prepared by ARCHER Accounting for the period beginning April 1, 2021 and ending March 31, 2022;
- (ii) monthly consolidated statement (summary of accounts), prepared by ATB Financial, for the period beginning April 1, 2021 and ending March 31, 2022;
- (iii) General ledger, prepared by ARCHER Accounting for the period beginning April 1, 2021 to March 31, 2022.


Following our independent reviews, we, Joshua Smith and Shawn Davis compared findings, resulting in our opinion.

## Responsibilities of Management and those charged with governance for the financial statements

Management, in this case, the executives of the Board of Directors for the Canadian Public Relations Society Calgary, are responsible for the preparation and fair presentation of these financial statements in accordance with accounting standards for not for profit organizations, and for such internal control as management determines is necessary to enable to preparation of financial statements that are free from material misstatement, whether due to fraud or error.


Sincerely,

  
\_\_\_\_\_  
Joshua Smith

  
\_\_\_\_\_  
L. Shawn Davis

Accepted by:

President, CPRS Calgary



Treasurer, CPRS Calgary



# Canadian Public Relations Society

## Monthly Financial Reports

for the period ending  
**March 31, 2022**

- Page 2: AP Aging Summary
- Page 3: Balance Sheet - Previous Year Comparison
- Page 4: Profit & Loss by Class
- Page 5: Profit & Loss by Month
- Page 6: Profit & Loss Budget Vs. Actual
- Page 9: Profit & Loss Budget Performance
- Page 10: Profit & Loss Year To Date Comparison

Prepared on behalf of Management by:



**Canadian Public Relations Society Calgary**  
**A/P Aging Summary**  
As of 31 March 2022

10:35 AM

04/11/2022

	Current	1 - 30	31 - 60	61 - 90	> 90	TOTAL
TOTAL	<u><u>0.00</u></u>	<u><u>0.00</u></u>	<u><u>0.00</u></u>	<u><u>0.00</u></u>	<u><u>0.00</u></u>	<u><u>0.00</u></u>

Canadian Public Relations Society Calgary  
**Balance Sheet Prev Year Comparison**  
As of 31 March 2022

10:36 AM  
04/11/2022  
Accrual Basis

	<u>31 Mar 22</u>	<u>31 Mar 21</u>	<u>\$ Change</u>	<u>% Change</u>
<b>ASSETS</b>				
Current Assets				
Chequing/Savings				
Chequing Account	8,682.16	8,983.02	(300.86)	(3.35%)
Pay Pal	4,046.72	1,259.90	2,786.82	221.19%
Petty Cash	105.00	105.00	0.00	0.0%
<b>Total Chequing/Savings</b>	<u>12,833.88</u>	<u>10,347.92</u>	<u>2,485.96</u>	<u>24.02%</u>
<b>Total Current Assets</b>	<u>12,833.88</u>	<u>10,347.92</u>	<u>2,485.96</u>	<u>24.02%</u>
Other Assets				
GIC	20,000.00	20,000.00	0.00	0.0%
<b>Total Other Assets</b>	<u>20,000.00</u>	<u>20,000.00</u>	<u>0.00</u>	<u>0.0%</u>
<b>TOTAL ASSETS</b>	<u><b>32,833.88</b></u>	<u><b>30,347.92</b></u>	<u><b>2,485.96</b></u>	<u><b>8.19%</b></u>
<b>LIABILITIES &amp; EQUITY</b>				
Liabilities				
Current Liabilities				
Accounts Payable				
Accounts Payable	0.00	525.00	(525.00)	(100.0%)
<b>Total Accounts Payable</b>	<u>0.00</u>	<u>525.00</u>	<u>(525.00)</u>	<u>(100.0%)</u>
Other Current Liabilities				
Accrued Liabilities	0.00	(1,252.04)	1,252.04	100.0%
<b>Total Other Current Liabilities</b>	<u>0.00</u>	<u>(1,252.04)</u>	<u>1,252.04</u>	<u>100.0%</u>
<b>Total Current Liabilities</b>	<u>0.00</u>	<u>(727.04)</u>	<u>727.04</u>	<u>100.0%</u>
<b>Total Liabilities</b>	<u>0.00</u>	<u>(727.04)</u>	<u>727.04</u>	<u>100.0%</u>
Equity				
Temp. Restricted Net Assets	7,500.00	7,500.00	0.00	0.0%
Unrestricted Net Assets	23,574.96	23,337.74	237.22	1.02%
Net Income	1,758.92	237.22	1,521.70	641.47%
<b>Total Equity</b>	<u>32,833.88</u>	<u>31,074.96</u>	<u>1,758.92</u>	<u>5.66%</u>
<b>TOTAL LIABILITIES &amp; EQUITY</b>	<u><b>32,833.88</b></u>	<u><b>30,347.92</b></u>	<u><b>2,485.96</b></u>	<u><b>8.19%</b></u>

**Canadian Public Relations Society Calgary**  
**Profit & Loss by Class**  
 April 2021 through March 2022

10:39 AM  
 04/11/2022  
 Accrual Basis

	<u>Admin &amp; Board</u>	<u>Communications</u>	<u>Education &amp; Students</u>	<u>Events &amp; PD</u>	<u>Memberships</u>	<u>Sponsorship</u>	<u>Unclassified</u>	<u>TOTAL</u>
<b>Ordinary Income/Expense</b>								
<b>Income</b>								
Dues Income Members	0.00	0.00	0.00	0.00	2,415.00	0.00	0.00	2,415.00
Dues Income Students	0.00	0.00	1,153.23	0.00	0.00	0.00	0.00	1,153.23
GIC Interest Income	130.00	0.00	0.00	0.00	0.00	0.00	0.00	130.00
Other Income	50.00	0.00	0.00	0.00	0.00	0.00	0.00	50.00
PD Event Income	0.00	0.00	0.00	1,655.12	0.00	0.00	0.00	1,655.12
Sponsorship Income	0.00	0.00	0.00	0.00	0.00	1,250.00	0.00	1,250.00
Website Job Postings	0.00	4,075.00	0.00	0.00	0.00	0.00	0.00	4,075.00
<b>Total Income</b>	<b>180.00</b>	<b>4,075.00</b>	<b>1,153.23</b>	<b>1,655.12</b>	<b>2,415.00</b>	<b>1,250.00</b>	<b>0.00</b>	<b>10,728.35</b>
<b>Expense</b>								
Accounting Fees	6,562.50	0.00	0.00	0.00	0.00	0.00	0.00	6,562.50
Bank Service Charges	431.20	0.00	0.00	0.00	0.00	0.00	0.00	431.20
Charitable Expense	250.00	0.00	0.00	0.00	0.00	0.00	0.00	250.00
Insurance Expense	812.00	0.00	0.00	0.00	0.00	0.00	0.00	812.00
Paypal Fee	209.98	0.00	0.00	0.00	0.00	0.00	0.00	209.98
Professional Fees	2,467.50	0.00	0.00	0.00	0.00	0.00	0.00	2,467.50
Website Expenses	236.25	0.00	0.00	0.00	0.00	0.00	0.00	236.25
<b>Total Expense</b>	<b>10,969.43</b>	<b>0.00</b>	<b>0.00</b>	<b>0.00</b>	<b>0.00</b>	<b>0.00</b>	<b>0.00</b>	<b>10,969.43</b>
<b>Net Ordinary Income</b>	<b>(10,789.43)</b>	<b>4,075.00</b>	<b>1,153.23</b>	<b>1,655.12</b>	<b>2,415.00</b>	<b>1,250.00</b>	<b>0.00</b>	<b>(241.08)</b>
<b>Other Income/Expense</b>								
<b>Other Expense</b>								
Ask My Accountant	0.00	0.00	0.00	0.00	0.00	0.00	(2,000.00)	(2,000.00)
<b>Total Other Expense</b>	<b>0.00</b>	<b>0.00</b>	<b>0.00</b>	<b>0.00</b>	<b>0.00</b>	<b>0.00</b>	<b>(2,000.00)</b>	<b>(2,000.00)</b>
<b>Net Other Income</b>	<b>0.00</b>	<b>0.00</b>	<b>0.00</b>	<b>0.00</b>	<b>0.00</b>	<b>0.00</b>	<b>2,000.00</b>	<b>2,000.00</b>
<b>Net Income</b>	<b>(10,789.43)</b>	<b>4,075.00</b>	<b>1,153.23</b>	<b>1,655.12</b>	<b>2,415.00</b>	<b>1,250.00</b>	<b>2,000.00</b>	<b>1,758.92</b>

Canadian Public Relations Society Calgary

Profit & Loss

April 2021 through March 2022

10:43 AM

04/11/2022

Accrual Basis

	<u>Apr 21</u>	<u>May 21</u>	<u>Jun 21</u>	<u>Jul 21</u>	<u>Aug 21</u>	<u>Sep 21</u>	<u>Oct 21</u>	<u>Nov 21</u>	<u>Dec 21</u>	<u>Jan 22</u>	<u>Feb 22</u>	<u>Mar 22</u>	<u>TOTAL</u>
Ordinary Income/Expense													
Income													
Dues Income Members	300.00	900.00	0.00	975.00	0.00	0.00	240.00	0.00	0.00	0.00	0.00	0.00	2,415.00
Dues Income Students	0.00	0.00	0.00	178.23	0.00	0.00	975.00	0.00	0.00	0.00	0.00	0.00	1,153.23
GIC Interest Income	0.00	130.00	0.00	0.00	0.00	0.00	0.00	0.00	0.00	0.00	0.00	0.00	130.00
Other Income	0.00	0.00	0.00	0.00	0.00	0.00	50.00	0.00	0.00	0.00	0.00	0.00	50.00
PD Event Income	240.00	512.84	0.00	0.00	0.00	30.00	75.00	335.26	2,351.56	(2,109.42)	219.88	0.00	1,655.12
Sponsorship Income	0.00	0.00	0.00	0.00	0.00	0.00	500.00	1,000.00	0.00	(250.00)	0.00	0.00	1,250.00
Website Job Postings	0.00	0.00	650.00	500.00	250.00	400.00	0.00	100.00	150.00	975.00	250.00	800.00	4,075.00
<b>Total Income</b>	<b>540.00</b>	<b>1,542.84</b>	<b>650.00</b>	<b>1,653.23</b>	<b>250.00</b>	<b>430.00</b>	<b>1,840.00</b>	<b>1,435.26</b>	<b>2,501.56</b>	<b>(1,384.42)</b>	<b>469.88</b>	<b>800.00</b>	<b>10,728.35</b>
Expense													
Accounting Fees	525.00	525.00	551.25	551.25	551.25	551.25	551.25	551.25	551.25	551.25	551.25	551.25	6,562.50
Bank Service Charges	9.60	166.88	8.80	14.80	8.80	11.80	10.40	10.20	200.24	9.20	(28.72)	9.20	431.20
Charitable Expense	0.00	0.00	150.00	0.00	0.00	0.00	0.00	0.00	0.00	0.00	100.00	0.00	250.00
Insurance Expense	0.00	0.00	0.00	812.00	0.00	0.00	0.00	0.00	0.00	0.00	0.00	0.00	812.00
Paypal Fee	10.50	27.60	20.05	15.70	7.85	12.50	14.80	32.80	4.65	30.38	7.85	25.30	209.98
Professional Fees	0.00	0.00	2,467.50	0.00	0.00	0.00	0.00	0.00	0.00	0.00	0.00	0.00	2,467.50
Website Expenses	0.00	0.00	0.00	236.25	0.00	0.00	0.00	0.00	0.00	0.00	0.00	0.00	236.25
<b>Total Expense</b>	<b>545.10</b>	<b>719.48</b>	<b>3,197.60</b>	<b>1,630.00</b>	<b>567.90</b>	<b>575.55</b>	<b>576.45</b>	<b>594.25</b>	<b>756.14</b>	<b>590.83</b>	<b>630.38</b>	<b>585.75</b>	<b>10,969.43</b>
<b>Net Ordinary Income</b>	<b>(5.10)</b>	<b>823.36</b>	<b>(2,547.60)</b>	<b>23.23</b>	<b>(317.90)</b>	<b>(145.55)</b>	<b>1,263.55</b>	<b>841.01</b>	<b>1,745.42</b>	<b>(1,975.25)</b>	<b>(160.50)</b>	<b>214.25</b>	<b>(241.08)</b>
Other Income/Expense													
Other Expense													
Ask My Accountant	0.00	0.00	0.00	0.00	0.00	0.00	0.00	0.00	0.00	(2,000.00)	0.00	0.00	(2,000.00)
<b>Total Other Expense</b>	<b>0.00</b>	<b>0.00</b>	<b>0.00</b>	<b>0.00</b>	<b>0.00</b>	<b>0.00</b>	<b>0.00</b>	<b>0.00</b>	<b>0.00</b>	<b>(2,000.00)</b>	<b>0.00</b>	<b>0.00</b>	<b>(2,000.00)</b>
<b>Net Other Income</b>	<b>0.00</b>	<b>0.00</b>	<b>0.00</b>	<b>0.00</b>	<b>0.00</b>	<b>0.00</b>	<b>0.00</b>	<b>0.00</b>	<b>0.00</b>	<b>2,000.00</b>	<b>0.00</b>	<b>0.00</b>	<b>2,000.00</b>
<b>Net Income</b>	<b>(5.10)</b>	<b>823.36</b>	<b>(2,547.60)</b>	<b>23.23</b>	<b>(317.90)</b>	<b>(145.55)</b>	<b>1,263.55</b>	<b>841.01</b>	<b>1,745.42</b>	<b>24.75</b>	<b>(160.50)</b>	<b>214.25</b>	<b>1,758.92</b>

**Canadian Public Relations Society Calgary**  
**Profit & Loss Budget vs. Actual**  
 April 2021 through March 2022

	Apr 21	Budget	\$ Over Budget	% of Budget	May 21	Budget	\$ Over Budget	% of Budget	Jun 21	Budget	\$ Over Budget	% of Budget	Jul 21	Budget	\$ Over Budget	% of Budget	Aug 21	Budget
<b>Ordinary Income/Expense</b>																		
<b>Income</b>																		
Dues Income Members	300	0	300	100%	900	0	900	100%	0	0	0	0%	975	2,200	(1,225)	44%	0	0
Dues Income Students	0	0	0	0%	0	0	0	0%	0	0	0	0%	178	0	178	100%	0	0
GIC Interest Income	0	0	0	0%	130	130	0	100%	0	0	0	0%	0	0	0	0%	0	0
Other Income	0				0				0				0				0	
PD Event Income	240	0	240	100%	513	400	113	128%	0	0	0	0%	0	0	0	0%	0	0
Sponsorship	0	0	0	0%	0	0	0	0%	0	0	0	0%	0	0	0	0%	0	0
Sponsorship Income	0				0				0				0				0	
Website Job Postings	0	300	(300)	0%	0	1,200	(1,200)	0%	650	650	0	100%	500	150	350	333%	250	150
<b>Total Income</b>	<b>540</b>	<b>300</b>	<b>240</b>	<b>180%</b>	<b>1,543</b>	<b>1,730</b>	<b>(187)</b>	<b>89%</b>	<b>650</b>	<b>650</b>	<b>0</b>	<b>100%</b>	<b>1,653</b>	<b>2,350</b>	<b>(697)</b>	<b>70%</b>	<b>250</b>	<b>150</b>
<b>Expense</b>																		
Accounting Fees	525	525	0	100%	525	525	0	100%	551	525	26	105%	551	525	26	105%	551	525
Advertising and Promotion	0				0				0				0				0	
Bank Service Charges	10	44	(34)	23%	167	80	87	209%	9	58	(49)	16%	15	38	(23)	39%	9	38
Charitable Expense	0				0				150				0				0	
Committee Meeting Expenses	0	0	0	0%	0	0	0	0%	0	0	0	0%	0	0	0	0%	0	200
Gifts	0	0	0	0%	0	40	(40)	0%	0	0	0	0%	0	0	0	0%	0	0
Insurance Expense	0	0	0	0%	0	0	0	0%	0	812	(812)	0%	812	0	812	100%	0	0
Meals and Entertainment	0	0	0	0%	0	0	0	0%	0	0	0	0%	0	0	0	0%	0	0
Paypal Fee	11				28				20				16				8	
Professional Fees	0	0	0	0%	0	0	0	0%	2,468	0	2,468	100%	0	0	0	0%	0	0
Society Registration	0	0	0	0%	0	0	0	0%	0	0	0	0%	0	0	0	0%	0	0
Website Expenses	0	0	0	0%	0	0	0	0%	0	0	0	0%	236	75	161	315%	0	100
<b>Total Expense</b>	<b>546</b>	<b>569</b>	<b>(23)</b>	<b>96%</b>	<b>720</b>	<b>645</b>	<b>75</b>	<b>112%</b>	<b>3,198</b>	<b>1,395</b>	<b>1,803</b>	<b>229%</b>	<b>1,630</b>	<b>638</b>	<b>992</b>	<b>255%</b>	<b>568</b>	<b>863</b>
<b>Net Ordinary Income</b>	<b>(6)</b>	<b>(269)</b>	<b>263</b>	<b>2%</b>	<b>823</b>	<b>1,085</b>	<b>(262)</b>	<b>76%</b>	<b>(2,548)</b>	<b>(745)</b>	<b>(1,803)</b>	<b>342%</b>	<b>23</b>	<b>1,712</b>	<b>(1,689)</b>	<b>1%</b>	<b>(318)</b>	<b>(713)</b>
<b>Other Income/Expense</b>																		
<b>Other Expense</b>																		
Ask My Accountant	0				0				0				0				0	
<b>Total Other Expense</b>	<b>0</b>				<b>0</b>				<b>0</b>				<b>0</b>				<b>0</b>	
<b>Net Other Income</b>	<b>0</b>	<b>0</b>	<b>0</b>	<b>0%</b>	<b>0</b>	<b>0</b>	<b>0</b>	<b>0%</b>	<b>0</b>	<b>0</b>	<b>0</b>	<b>0%</b>	<b>0</b>	<b>0</b>	<b>0</b>	<b>0%</b>	<b>0</b>	<b>0</b>
<b>Net Income</b>	<b>(6)</b>	<b>(269)</b>	<b>263</b>	<b>2%</b>	<b>823</b>	<b>1,085</b>	<b>(262)</b>	<b>76%</b>	<b>(2,548)</b>	<b>(745)</b>	<b>(1,803)</b>	<b>342%</b>	<b>23</b>	<b>1,712</b>	<b>(1,689)</b>	<b>1%</b>	<b>(318)</b>	<b>(713)</b>

**Canadian Public Relations**  
**Profit & Loss Budget**  
 April 2021 through March :

	\$ Over Budget	% of Budget	Sep 21	Budget	\$ Over Budget	% of Budget	Oct 21	Budget	\$ Over Budget	% of Budget	Nov 21	Budget	\$ Over Budget	% of Budget	Dec 21	Budget	\$ Over Budget
<b>Ordinary Income/Expense</b>																	
<b>Income</b>																	
Dues Income Members	0	0%	0	0	0	0%	240	2,200	(1,960)	11%	0	0	0	0%	0	0	0
Dues Income Students	0	0%	0	0	0	0%	975	0	975	100%	0	0	0	0%	0	445	(445)
GIC Interest Income	0	0%	0	0	0	0%	0	130	(130)	0%	0	0	0	0%	0	0	0
Other Income			0				50				0				0		
PD Event Income	0	0%	30	400	(370)	8%	75	600	(525)	13%	335	400	(65)	84%	2,352	400	1,952
Sponsorship	0	0%	0	0	0	0%	0	0	0	0%	0	0	0	0%	0	0	0
Sponsorship Income			0				500				1,000				0		
Website Job Postings	100	167%	400	200	200	200%	0	400	(400)	0%	100	400	(300)	25%	150	200	(50)
<b>Total Income</b>	<b>100</b>	<b>167%</b>	<b>430</b>	<b>600</b>	<b>(170)</b>	<b>72%</b>	<b>1,840</b>	<b>3,330</b>	<b>(1,490)</b>	<b>55%</b>	<b>1,435</b>	<b>800</b>	<b>635</b>	<b>179%</b>	<b>2,502</b>	<b>1,045</b>	<b>1,457</b>
<b>Expense</b>																	
Accounting Fees	26	105%	551	525	26	105%	551	525	26	105%	551	525	26	105%	551	525	26
Advertising and Promotion			0				0				0				0		
Bank Service Charges	(29)	24%	12	40	(28)	30%	10	48	(38)	21%	10	48	(38)	21%	200	40	160
Charitable Expense			0				0				0				0		
Committee Meeting Expenses	(200)	0%	0	100	(100)	0%	0	100	(100)	0%	0	100	(100)	0%	0	100	(100)
Gifts	0	0%	0	0	0	0%	0	40	(40)	0%	0	40	(40)	0%	0	0	0
Insurance Expense	0	0%	0	0	0	0%	0	0	0	0%	0	0	0	0%	0	0	0
Meals and Entertainment	0	0%	0	0	0	0%	0	200	(200)	0%	0	0	0	0%	0	0	0
Paypal Fee			13				15				33				5		
Professional Fees	0	0%	0	0	0	0%	0	0	0	0%	0	0	0	0%	0	0	0
Society Registration	0	0%	0	25	(25)	0%	0	0	0	0%	0	0	0	0%	0	0	0
Website Expenses	(100)	0%	0	236	(236)	0%	0	141	(141)	0%	0	0	0	0%	0	0	0
<b>Total Expense</b>	<b>(295)</b>	<b>66%</b>	<b>576</b>	<b>926</b>	<b>(350)</b>	<b>62%</b>	<b>576</b>	<b>1,054</b>	<b>(478)</b>	<b>55%</b>	<b>594</b>	<b>713</b>	<b>(119)</b>	<b>83%</b>	<b>756</b>	<b>665</b>	<b>91</b>
<b>Net Ordinary Income</b>	<b>395</b>	<b>45%</b>	<b>(146)</b>	<b>(326)</b>	<b>180</b>	<b>45%</b>	<b>1,264</b>	<b>2,276</b>	<b>(1,012)</b>	<b>56%</b>	<b>841</b>	<b>87</b>	<b>754</b>	<b>967%</b>	<b>1,746</b>	<b>380</b>	<b>1,366</b>
<b>Other Income/Expense</b>																	
<b>Other Expense</b>																	
Ask My Accountant			0				0				0				0		
<b>Total Other Expense</b>			<b>0</b>				<b>0</b>				<b>0</b>				<b>0</b>		
<b>Net Other Income</b>	<b>0</b>	<b>0%</b>	<b>0</b>	<b>0</b>	<b>0</b>	<b>0%</b>	<b>0</b>	<b>0</b>	<b>0</b>	<b>0%</b>	<b>0</b>	<b>0</b>	<b>0</b>	<b>0%</b>	<b>0</b>	<b>0</b>	<b>0</b>
<b>Net Income</b>	<b>395</b>	<b>45%</b>	<b>(146)</b>	<b>(326)</b>	<b>180</b>	<b>45%</b>	<b>1,264</b>	<b>2,276</b>	<b>(1,012)</b>	<b>56%</b>	<b>841</b>	<b>87</b>	<b>754</b>	<b>967%</b>	<b>1,746</b>	<b>380</b>	<b>1,366</b>



Canadian Public Relations  
**Profit & Loss Budget**  
 April 2021 through March :

10:46 AM  
 04/11/2022  
 Accrual Basis

	% of Budget									TOTAL							
		Jan 22	Budget	\$ Over Budget	% of Budget	Feb 22	Budget	\$ Over Budget	% of Budget	Mar 22	Budget	\$ Over Budget	% of Budget	Apr '21 - Mar 22	Budget	\$ Over Budget	% of Budget
<b>Ordinary Income/Expense</b>																	
<b>Income</b>																	
Dues Income Members	0%	0	2,200	(2,200)	0%	0	0	0	0%	0	2,200	(2,200)	0%	2,415	8,800	(6,385)	27%
Dues Income Students	0%	0	0	0	0%	0	0	0	0%	0	700	(700)	0%	1,153	1,145	8	101%
GIC Interest Income	0%	0				0				0				130	260	(130)	50%
Other Income		0				0				0				50			
PD Event Income	588%	(2,109)	0	(2,109)	100%	220	400	(180)	55%	0	400	(400)	0%	1,656	3,000	(1,344)	55%
Sponsorship	0%	0	0	0	0%	0	0	0	0%	0	6,500	(6,500)	0%	0	6,500	(6,500)	0%
Sponsorship Income		(250)				0				0				1,250			
Website Job Postings	75%	975	500	475	195%	250	400	(150)	63%	800	400	400	200%	4,075	4,950	(875)	82%
<b>Total Income</b>	<b>239%</b>	<b>(1,384)</b>	<b>2,700</b>	<b>(4,084)</b>	<b>(51%)</b>	<b>470</b>	<b>800</b>	<b>(330)</b>	<b>59%</b>	<b>800</b>	<b>10,200</b>	<b>(9,400)</b>	<b>8%</b>	<b>10,729</b>	<b>24,655</b>	<b>(13,926)</b>	<b>44%</b>
<b>Expense</b>																	
Accounting Fees	105%	551	525	26	105%	551	525	26	105%	551	525	26	105%	6,560	6,300	260	104%
Advertising and Promotion		0	200	(200)	0%	0	0	0	0%	0	0	0	0%	0	200	(200)	0%
Bank Service Charges	500%	9	52	(43)	17%	(29)	48	(77)	(60%)	9	48	(39)	19%	431	582	(151)	74%
Charitable Expense		0				100				0				250			
Committee Meeting Expenses	0%	0	100	(100)	0%	0	100	(100)	0%	0	100	(100)	0%	0	900	(900)	0%
Gifts	0%	0	0	0	0%	0	40	(40)	0%	0	340	(340)	0%	0	500	(500)	0%
Insurance Expense	0%	0	0	0	0%	0	0	0	0%	0	525	(525)	0%	812	1,337	(525)	61%
Meals and Entertainment	0%	0	200	(200)	0%	0	0	0	0%	0	0	0	0%	0	400	(400)	0%
Paypal Fee		30				8				25				212			
Professional Fees	0%	0				0				0				2,468	0	2,468	100%
Society Registration	0%	0				0				0				0	25	(25)	0%
Website Expenses	0%	0				0				0				236	552	(316)	43%
<b>Total Expense</b>	<b>114%</b>	<b>590</b>	<b>1,077</b>	<b>(487)</b>	<b>55%</b>	<b>630</b>	<b>713</b>	<b>(83)</b>	<b>88%</b>	<b>585</b>	<b>1,538</b>	<b>(953)</b>	<b>38%</b>	<b>10,969</b>	<b>10,796</b>	<b>173</b>	<b>102%</b>
<b>Net Ordinary Income</b>	<b>459%</b>	<b>(1,974)</b>	<b>1,623</b>	<b>(3,597)</b>	<b>(122%)</b>	<b>(160)</b>	<b>87</b>	<b>(247)</b>	<b>(184%)</b>	<b>215</b>	<b>8,662</b>	<b>(8,447)</b>	<b>2%</b>	<b>(240)</b>	<b>13,859</b>	<b>(14,099)</b>	<b>(2%)</b>
<b>Other Income/Expense</b>																	
<b>Other Expense</b>																	
Ask My Accountant		(2,000)				0				0				(2,000)			
<b>Total Other Expense</b>		<b>(2,000)</b>				<b>0</b>				<b>0</b>				<b>(2,000)</b>			
<b>Net Other Income</b>	<b>0%</b>	<b>2,000</b>	<b>0</b>	<b>2,000</b>	<b>100%</b>	<b>0</b>	<b>0</b>	<b>0</b>	<b>0%</b>	<b>0</b>	<b>0</b>	<b>0</b>	<b>0%</b>	<b>2,000</b>	<b>0</b>	<b>2,000</b>	<b>100%</b>
<b>Net Income</b>	<b>459%</b>	<b>26</b>	<b>1,623</b>	<b>(1,597)</b>	<b>2%</b>	<b>(160)</b>	<b>87</b>	<b>(247)</b>	<b>(184%)</b>	<b>215</b>	<b>8,662</b>	<b>(8,447)</b>	<b>2%</b>	<b>1,760</b>	<b>13,859</b>	<b>(12,099)</b>	<b>13%</b>

Canadian Public Relations Society Calgary  
**Profit & Loss Budget Performance**  
 March 2022

11:07 AM  
 April 11, 2022  
 Accrual Basis

	<u>Mar 22</u>	<u>Budget</u>	<u>Apr '21 - Mar 22</u>	<u>YTD Budget</u>	<u>Annual Budget</u>
<b>Ordinary Income/Expense</b>					
<b>Income</b>					
Dues Income Members	0.00	2,200.00	2,415.00	8,800.00	8,800.00
Dues Income Students	0.00	700.00	1,153.23	1,145.00	1,145.00
GIC Interest Income	0.00		130.00	260.00	260.00
Other Income	0.00		50.00		
PD Event Income	0.00	400.00	1,655.12	3,000.00	3,000.00
Sponsorship	0.00	6,500.00	0.00	6,500.00	6,500.00
Sponsorship Income	0.00		1,250.00		
Website Job Postings	800.00	400.00	4,075.00	4,950.00	4,950.00
<b>Total Income</b>	<u>800.00</u>	<u>10,200.00</u>	<u>10,728.35</u>	<u>24,655.00</u>	<u>24,655.00</u>
<b>Expense</b>					
Accounting Fees	551.25	525.00	6,562.50	6,300.00	6,300.00
Advertising and Promotion	0.00	0.00	0.00	200.00	200.00
Bank Service Charges	9.20	48.00	431.20	582.00	582.00
Charitable Expense	0.00		250.00		
Committee Meeting Expenses	0.00	100.00	0.00	900.00	900.00
Gifts	0.00	340.00	0.00	500.00	500.00
Insurance Expense	0.00	525.00	812.00	1,337.00	1,337.00
Meals and Entertainment	0.00	0.00	0.00	400.00	400.00
Paypal Fee	25.30		209.98		
Professional Fees	0.00		2,467.50	0.00	0.00
Society Registration	0.00		0.00	25.00	25.00
Website Expenses	0.00		236.25	552.00	552.00
<b>Total Expense</b>	<u>585.75</u>	<u>1,538.00</u>	<u>10,969.43</u>	<u>10,796.00</u>	<u>10,796.00</u>
<b>Net Ordinary Income</b>	<u>214.25</u>	<u>8,662.00</u>	<u>-241.08</u>	<u>13,859.00</u>	<u>13,859.00</u>
<b>Other Income/Expense</b>					
<b>Other Expense</b>					
Ask My Accountant	0.00		-2,000.00		
<b>Total Other Expense</b>	<u>0.00</u>		<u>-2,000.00</u>		
<b>Net Other Income</b>	<u>0.00</u>	<u>0.00</u>	<u>2,000.00</u>	<u>0.00</u>	<u>0.00</u>
<b>Net Income</b>	<u><u>214.25</u></u>	<u><u>8,662.00</u></u>	<u><u>1,758.92</u></u>	<u><u>13,859.00</u></u>	<u><u>13,859.00</u></u>

Canadian Public Relations Society Calgary  
**Profit & Loss YTD Comparison**  
 April 2021 through March 2022

11:09 AM  
 04/11/2022  
 Accrual Basis

	<u>Apr '21 - Mar 22</u>	<u>Apr '20 - Mar 21</u>	<u>\$ Change</u>	<u>% Change</u>
<b>Ordinary Income/Expense</b>				
<b>Income</b>				
Dues Income Members	2,415.00	7,742.42	(5,327.42)	(68.81%)
Dues Income Students	1,153.23	1,149.39	3.84	0.33%
GIC Interest Income	130.00	146.40	(16.40)	(11.2%)
Other Income	50.00	0.20	49.80	24,900.0%
PD Event Income	1,655.12	3,890.00	(2,234.88)	(57.45%)
Sponsorship Income	1,250.00	0.00	1,250.00	100.0%
Website Job Postings	4,075.00	2,925.00	1,150.00	39.32%
<b>Total Income</b>	<u>10,728.35</u>	<u>15,853.41</u>	<u>(5,125.06)</u>	<u>(32.33%)</u>
<b>Expense</b>				
Accounting Fees	6,562.50	8,505.00	(1,942.50)	(22.84%)
Bank Service Charges	431.20	396.51	34.69	8.75%
Charitable Expense	250.00	0.00	250.00	100.0%
Committee Meeting Expenses	0.00	283.50	(283.50)	(100.0%)
Computer and Internet Expenses	0.00	80.72	(80.72)	(100.0%)
Credit Card Charges	0.00	121.33	(121.33)	(100.0%)
Gifts	0.00	50.00	(50.00)	(100.0%)
Insurance Expense	812.00	1,328.00	(516.00)	(38.86%)
Meals and Entertainment	0.00	1,407.70	(1,407.70)	(100.0%)
Office Supplies	0.00	57.18	(57.18)	(100.0%)
Paypal Fee	209.98	0.00	209.98	100.0%
PD Event Prior Year	0.00	682.50	(682.50)	(100.0%)
Professional Fees	2,467.50	2,467.50	0.00	0.0%
Website Expenses	236.25	236.25	0.00	0.0%
<b>Total Expense</b>	<u>10,969.43</u>	<u>15,616.19</u>	<u>(4,646.76)</u>	<u>(29.76%)</u>
<b>Net Ordinary Income</b>	<u>(241.08)</u>	<u>237.22</u>	<u>(478.30)</u>	<u>(201.63%)</u>
<b>Other Income/Expense</b>				
<b>Other Expense</b>				
Ask My Accountant	(2,000.00)	0.00	(2,000.00)	(100.0%)
<b>Total Other Expense</b>	<u>(2,000.00)</u>	<u>0.00</u>	<u>(2,000.00)</u>	<u>(100.0%)</u>
<b>Net Other Income</b>	<u>2,000.00</u>	<u>0.00</u>	<u>2,000.00</u>	<u>100.0%</u>
<b>Net Income</b>	<u><u>1,758.92</u></u>	<u><u>237.22</u></u>	<u><u>1,521.70</u></u>	<u><u>641.47%</u></u>